



Tribal Opioid Summit, 2017
“The Song Remains the Same”

Rick Moldenhauer, MS, LADC, ICADC, LPCC | Human Services Rep. 2,
State Opioid Treatment Authority Representative | Alcohol and
Drug Abuse Division, DHS



1/17/2018 | Minnesota Department of Human Services | mn.gov/dhs

- Presented by Rick Moldenhauer, MS,
LADC, ICADC, LPCC

Human Services Representative 2/State
Opioid Treatment Authority

P: (651) 431 2474

F: (651) 431 7449

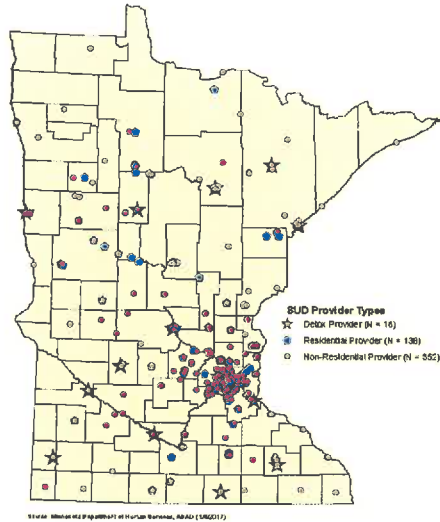
Alcohol and Drug Abuse Division, DHS

PO Box 64977

St Paul, Minnesota 55164-0977

richard.moldenhauer@state.mn.us

Substance Use Disorder Treatment Providers



3

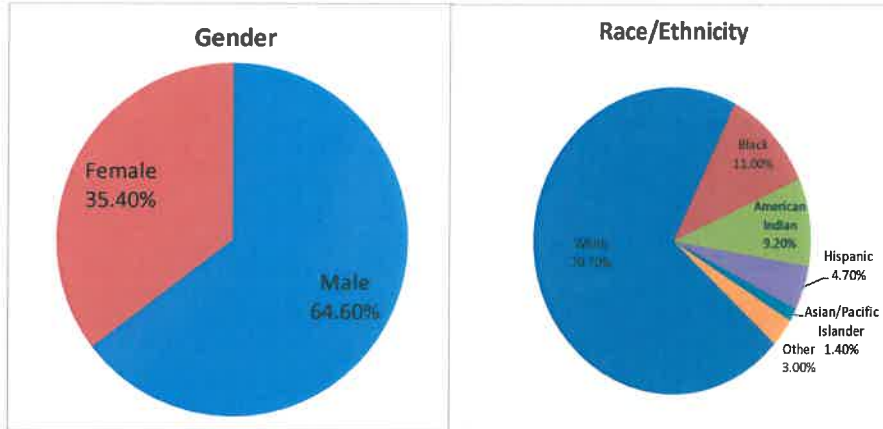
Please remember...

- These are not just numbers, they were People...



4

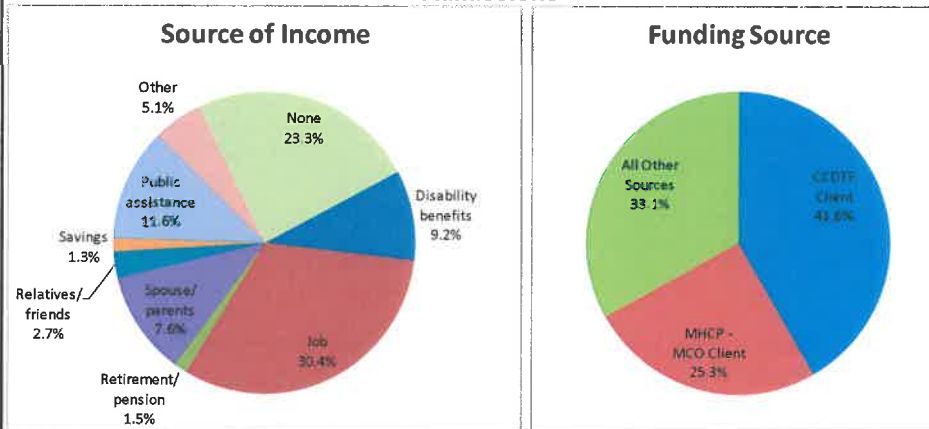
CY2016 Adult SUD Treatment Admissions



Total Admissions 54,222

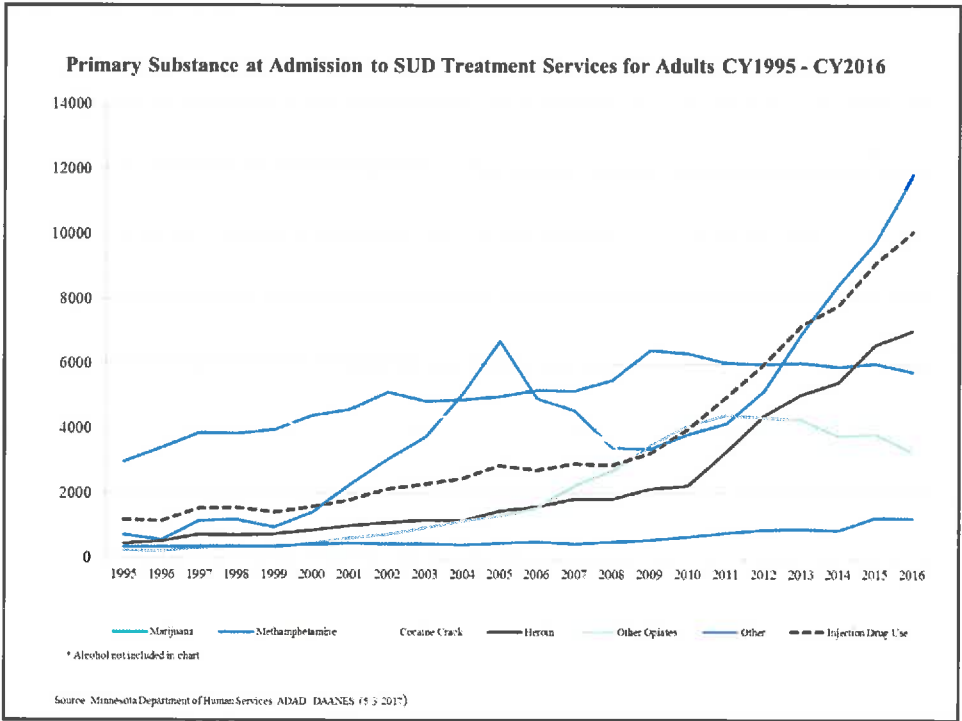
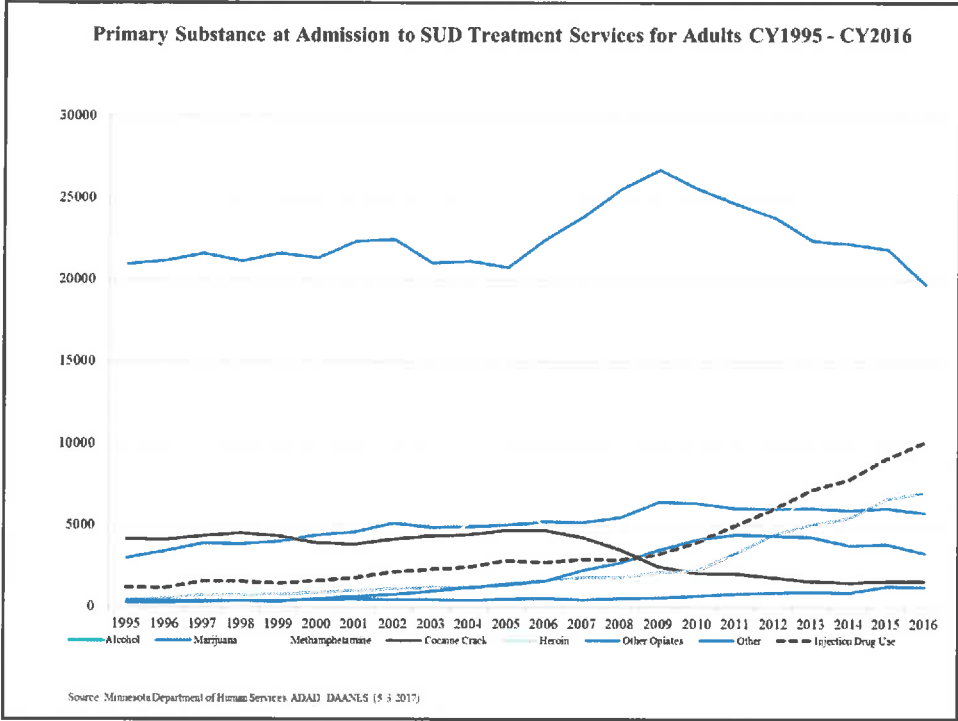
Source: Minnesota Department of Human Services, ADAD, DAANES (9/19/2016)

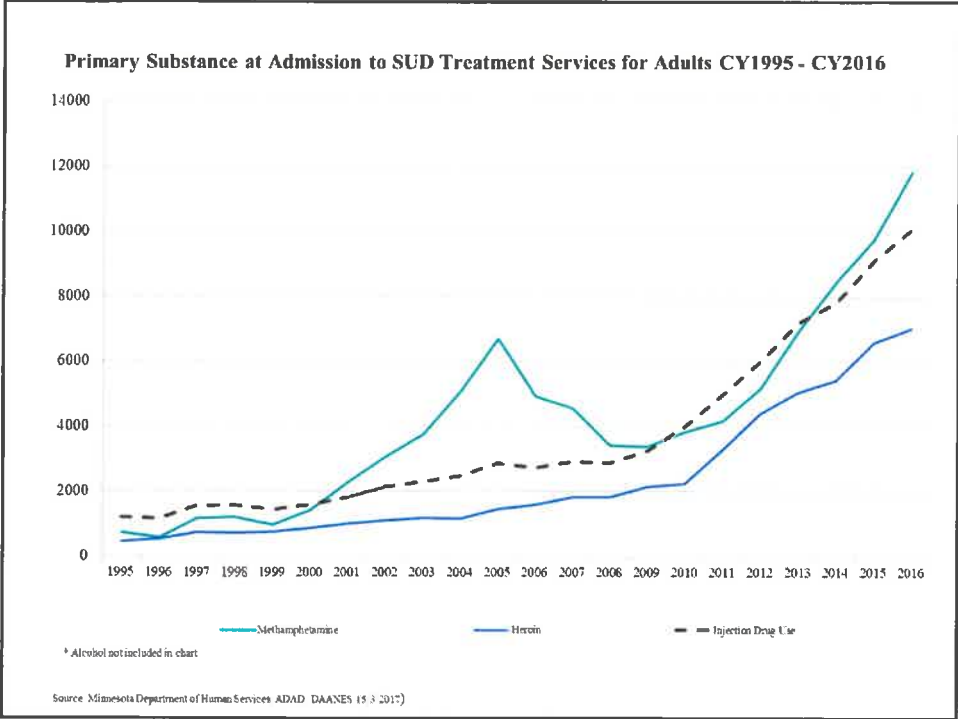
CY2016 Adult SUD Treatment Admissions



Total Admissions 54,222

Source: Minnesota Department of Human Services, ADAD, DAANES (8/19/2017)





From the dark side....

Arrests by Drug Type	
Cocaine	309
Crack	52
GHB	5
Hashish	192
Heroin	392
Khat	5
LSD	26
Marijuana	989
MDMA (ecstasy)	31
MDMA (mall)	11
Meth	2,365
Morphine	9
Mushrooms	33
Opium	6
PCP	0
Prescription Drugs	755
Synthetic - Cathinone	11
Synthetic - Cannabinoid	21
Unkown	40

SOURCE: 2016 Statewide VCET Statistics report

From the dark side....

Seizures		
Drugs Seized & Purchased	Seized	Purchased
Cocaine	17,112.03	772.14
Crack	587.83	53.91
GHB	709.00	0.00
Hashish	15,688.22	65.18
Heroin	4,950.23	1,029.78
Khat	5,095.50	198.10
LSD	1,783.70	275.00
Marijuana	994,535.59	4,634.92
MDMA (ecstasy)	2,259.10	28.00
MDMA (mali)	589.41	4.00
Meth	222,032.77	15,582.05
Morphine	29.00	0.00
Mushrooms	758.92	66.50
Opium	4.50	0.00
PCP	81.00	0.00
Prescription Drugs	58,603.60	2,121.50
Synthetic- Cathinone	280.50	10.00
Synthetic- Cannabinoid	2,573.41	108.50
Unknown Drug	6,142.28	150.38

Methamphetamine	
Meth Lab Seizures	13
Meth Labs w/minors	4
Number of Children	33

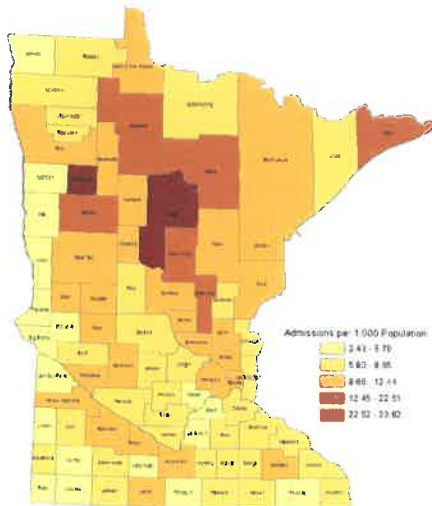
Guns Seized	
# Seized (Drug)	846
# Seized (Non-Drug)	262

Expressed in grams

SOURCE: 2016 Statewide VCET Statistics report

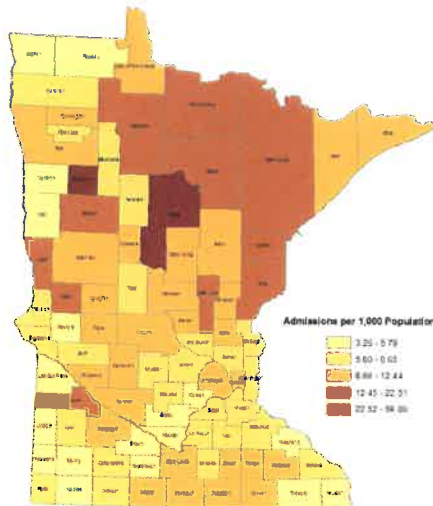
11

CY2007 Substance Use Disorder Treatment Admissions by County of Residence

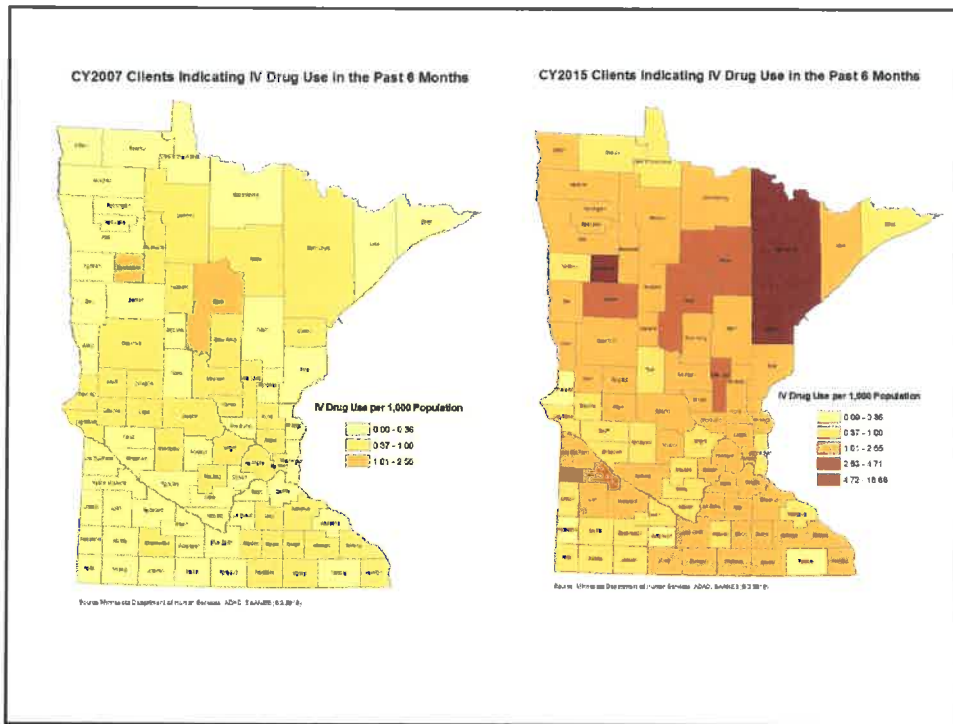


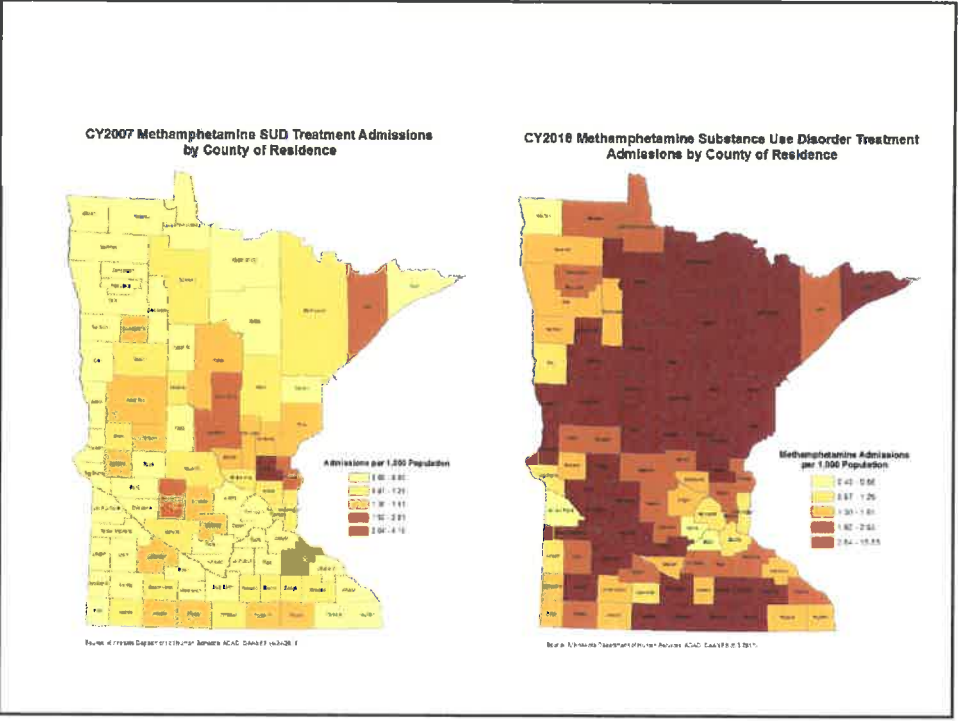
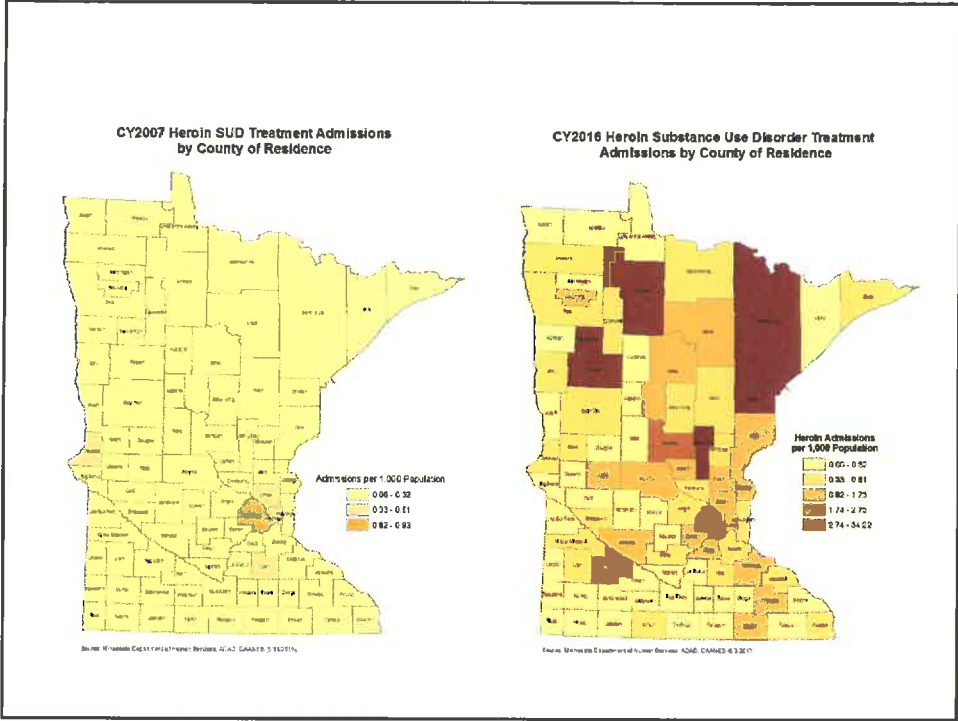
Source: Minnesota Department of Human Services, ADAC, DASH PB, 05/08/2011

CY2015 Substance Use Disorder Treatment Admissions by County of Residence

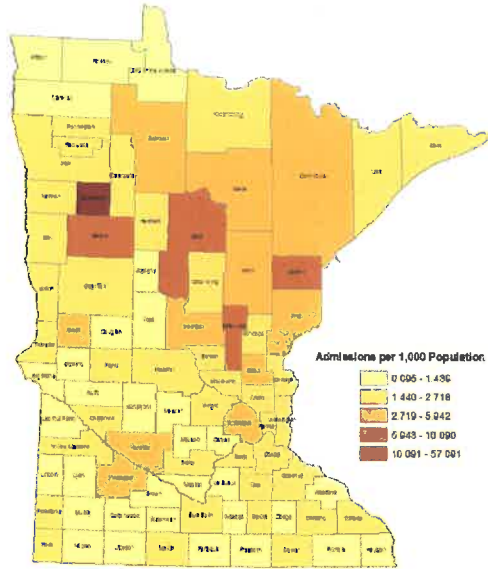


Source: Minnesota Department of Human Services, ADAC, DASH PB, 01/20/16





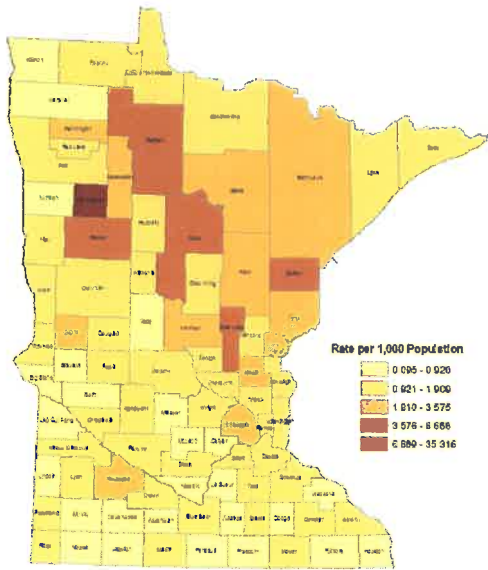
**SUD Oplate Treatment Admissions by County of Residence
May 1, 2016 - April 30, 2017**



Source: Minnesota Department of Human Services, ADAC, DAANES (11/1/2017)

17

**Oplate Clients by County of Residence
May 1, 2016 - April 30, 2017**

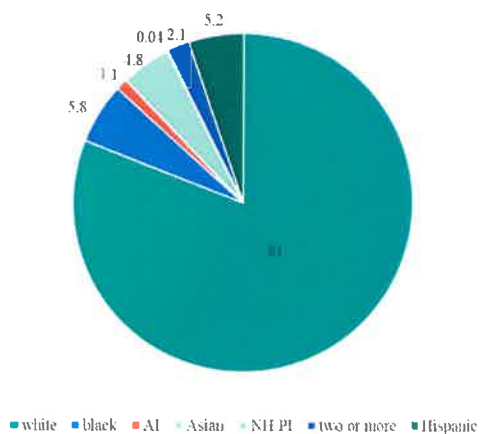


Source: Minnesota Department of Human Services, ADAC, DAANES (11/1/2017)

18

Who are we, Minnesota?

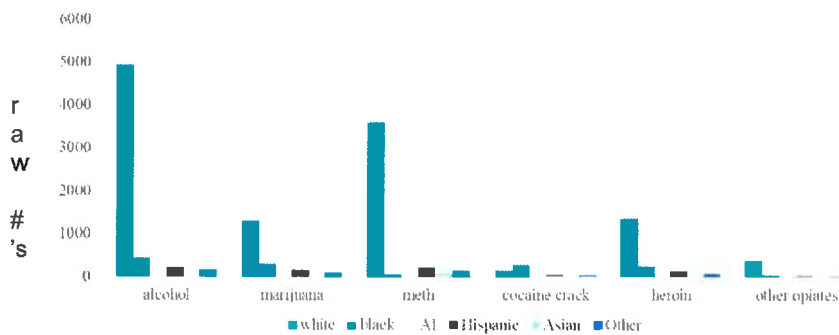
% of total population, July 1, 2015



SOURCE: <https://mn.gov/admin/demography/data-by-topic/age-race-ethnicity/>

19

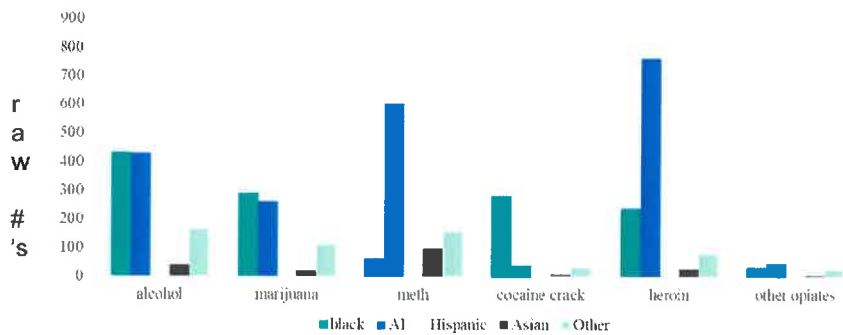
SUD Treatment Admissions for Females Primary Substance of Abuse by Race/Ethnicity in CY2016



SOURCE: MN DHS, ADAD, DAANES, 3/15/2017

20

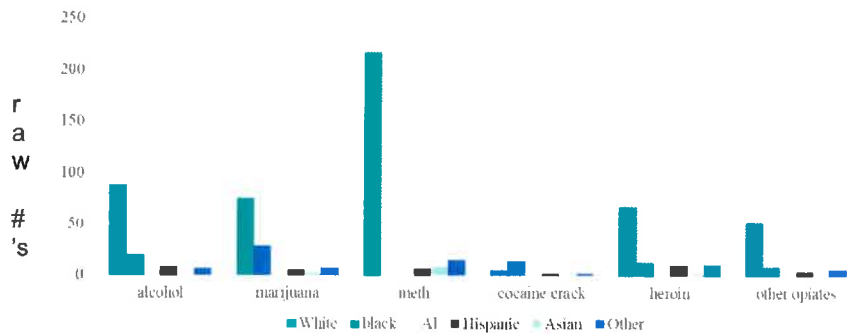
SUD Treatment Admissions for Females
 Primary Substance of Abuse by Race/Ethnicity in CY2016 w/o White



SOURCE: MN DHS, ADAD, DAANES, 3/15/2017

21

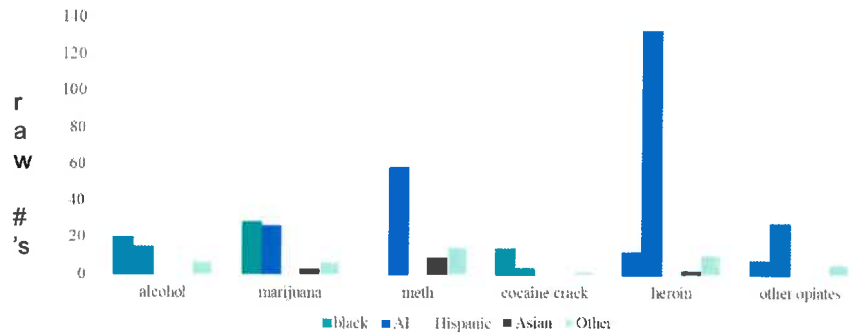
SUD Treatment Admissions for Pregnant Females
 Primary Substance of Abuse by Race/Ethnicity in CY2016



SOURCE: MN DHS, ADAD, DAANES, 3/15/2017

22

SUD Treatment Admissions for Pregnant Females
 Primary Substance of Abuse by Race/Ethnicity in CY2016 w/o White



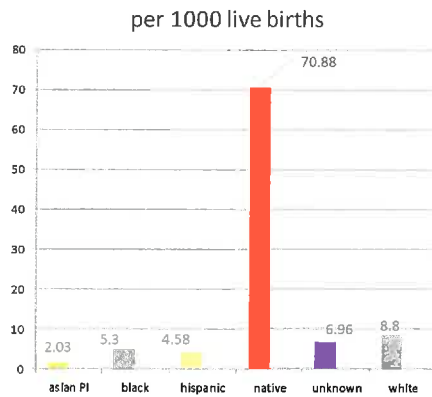
SOURCE: MN DHS, ADAD, DAANES, 3/15/2017

What we give our children, we give
 our grandchildren.....

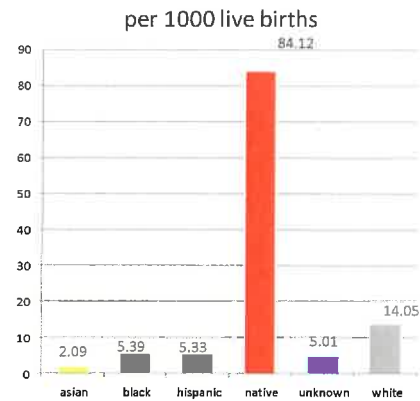


MN Neonatal Abstinence Syndrome

Minnesota Health Care Program, State NAS Prevalence per 1,000 Live Birth, by Race/Ethnicity for 2010-2016



Minnesota Health Care Program, Hennepin and Ramsey County Combined NAS Prevalence per 1,000 Live Birth, by Race/Ethnicity for 2010-2016



SOURCE: Claims data, 2010-2016 Minnesota Health Care Programs

25

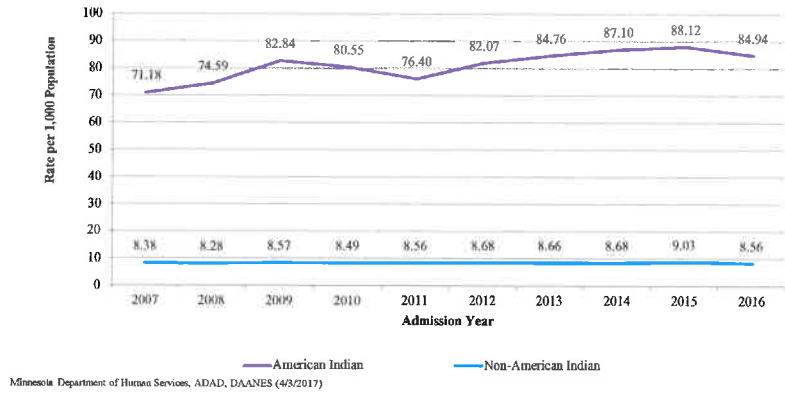
Principles of Epidemiology in Public Health Practice, Third Edition
 An Introduction to Applied Epidemiology and Biostatistics, Lesson, 1, Section
 11:

“Epidemic refers to an increase, often sudden, in the number of cases of a disease above what is normally expected in that population in that area.”

<https://www.cdc.gov/ophss/csels/dsepd/ss1978/lesson1/section11.html>

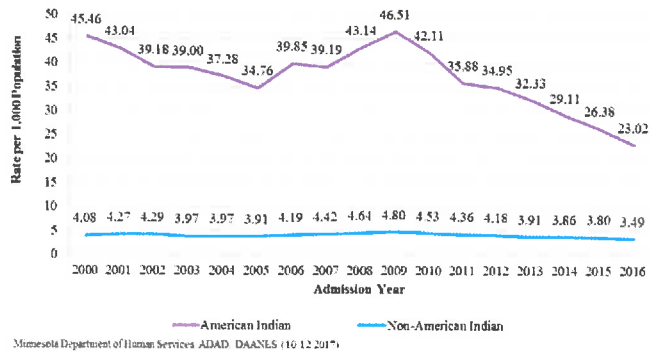
26

Chemical Dependency Treatment Rates for Minnesota Residents

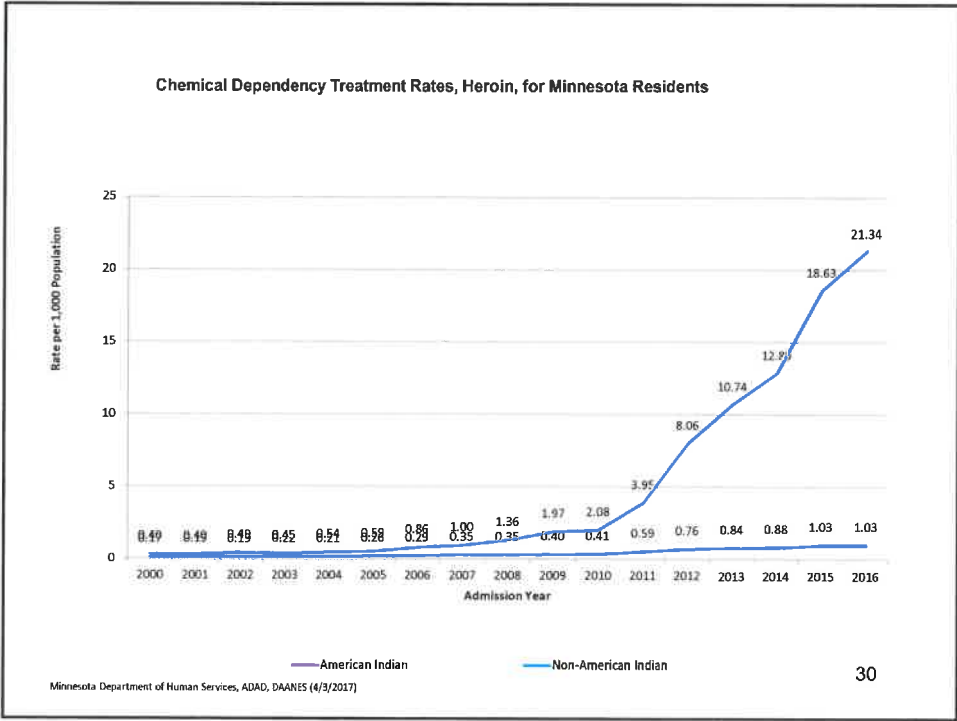
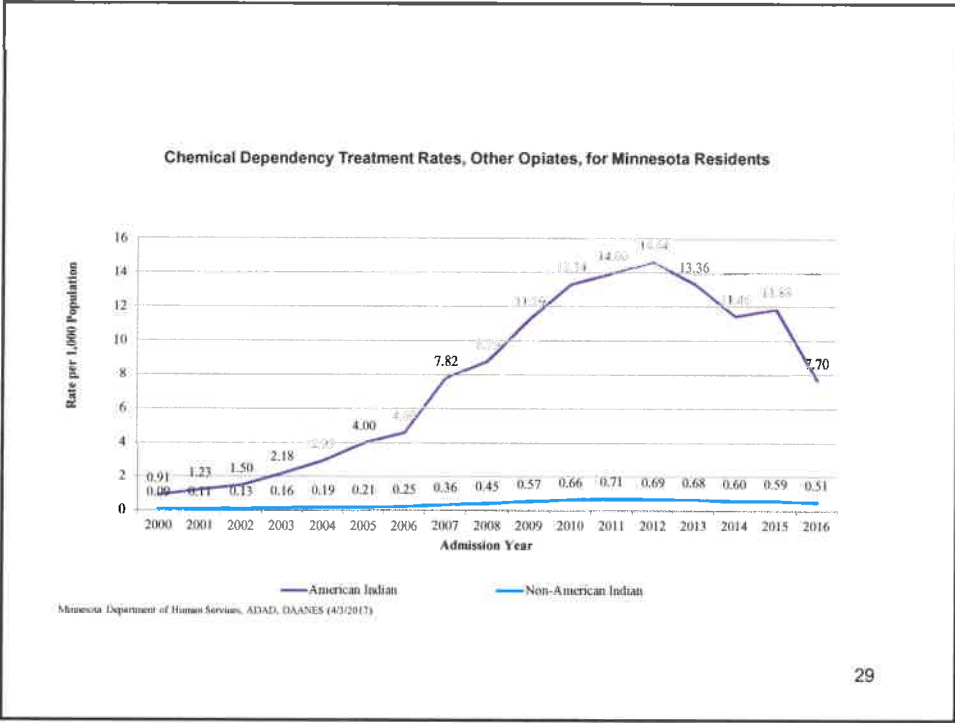


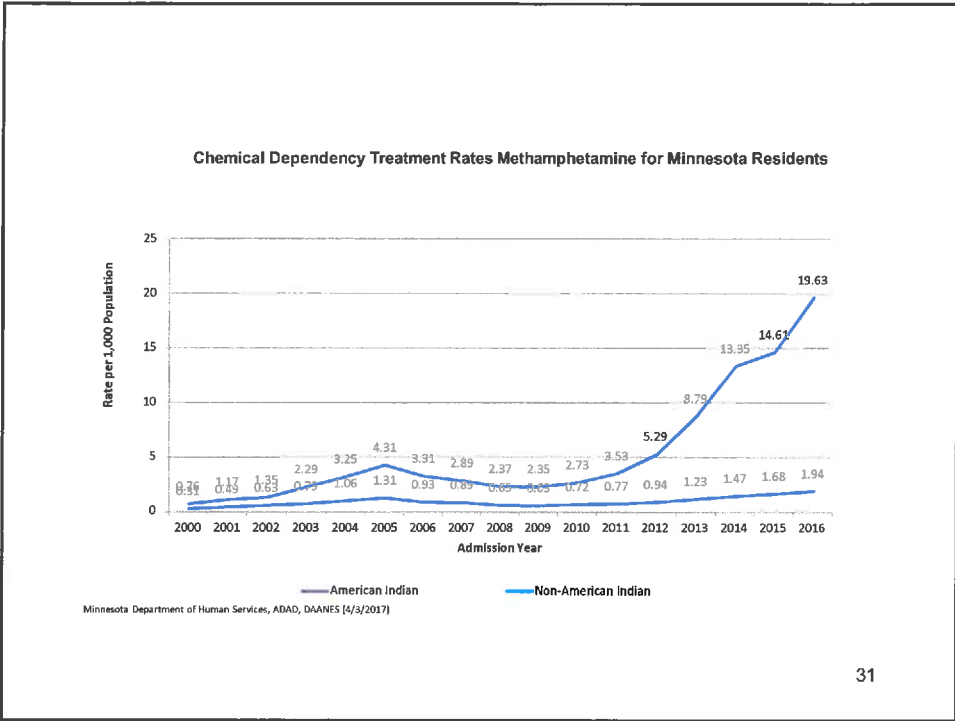
27

Chemical Dependency Treatment Rates for Alcohol Minnesota Residents

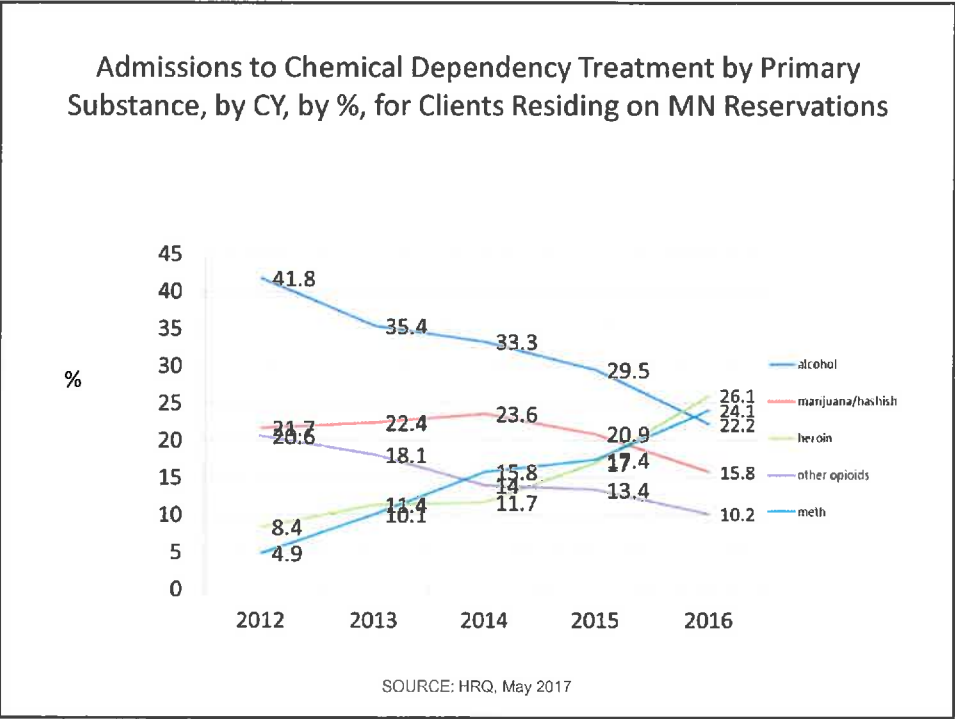


28





31



What we teach our children, we
teach our grandchildren.....



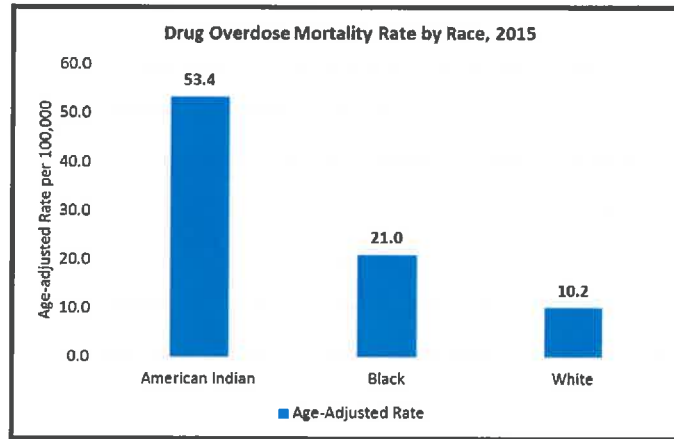
Minnesota Ranks Among the Lowest for Drug Overdose Mortality Rates

Rank	State	Deaths	Age-adjusted Rate (per 100,000)
...
44	California	4,659	11.3
45	Hawaii	169	11.3
46	MINNESOTA	583	10.6
47	Iowa	309	10.3
48	Texas	2,588	9.4
49	North Dakota	61	8.6
50	South Dakota	65	8.4
51	Nebraska	126	6.9

MDH

SOURCE: Minnesota Death Certificates -
Minnesota Department of Health,
Injury and Violence Prevention Section

State Rate Masks Significant Racial Disparities



SOURCE: Minnesota Death Certificates –
Minnesota Department of Health
Injury and Violence Prevention Section

10 adult MCF....

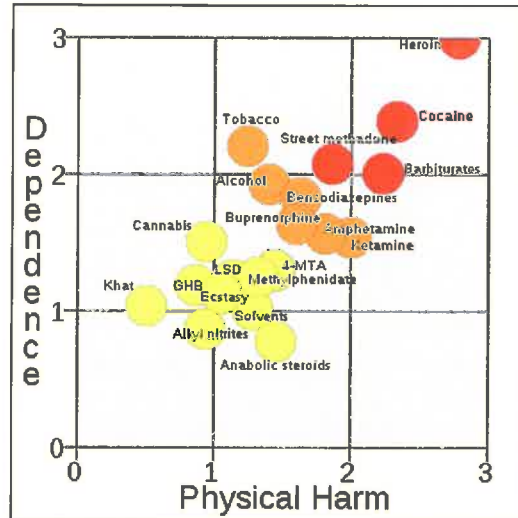


Minnesota Department of Corrections Minnesota Correctional Facility - Shakopee Inmate Profile

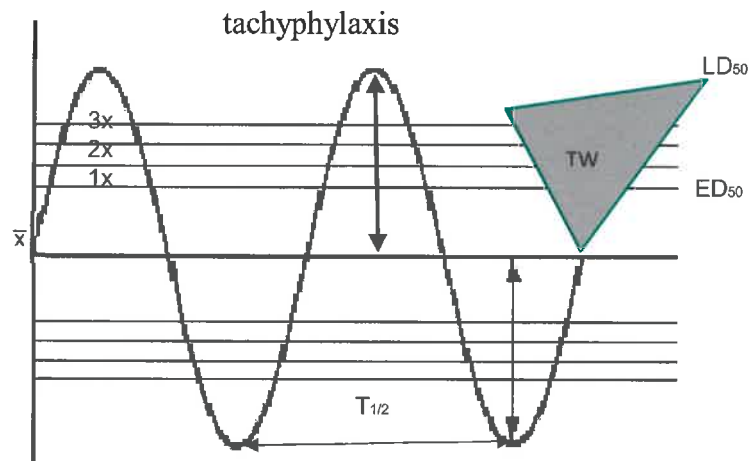
8/10/2017

A total of 660 adult offenders are under the Case Responsibility of Minnesota Correctional Facility - Shakopee with a total of 638 adult offenders currently on-site at this facility.

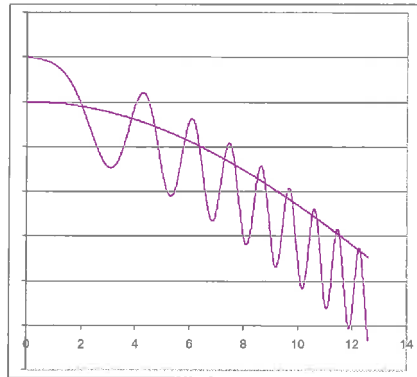
Age	Count	Percentage	Commitment Type	Count	Percentage
Under 18	8	0%	MN Commit	656	99%
18-20	13	2%	Other MN Interim Orders	3	1%
21-25	82	12%	Other Agreement Exchange	8	1%
26-35	276	42%	*Of the above		
36-45	177	27%	Number of offenders with Release Revocation	44	
46-55	85	13%	Number of offenders with Release Revocation with new Charge	15	
56-65	23	3%	Number of offenders with Release Rescind	0	
Over 65	4	1%	Number of offenders with Release Release Interim	6	
Youngest Age	18		Sentence Information		
Oldest Age	83		There are 640 adult offenders who have an active sentence on file. Excluded are offenders who have a MN Interim Order of Commitment (offenders who have been convicted but not yet sentenced), cases awaiting completion of the data entry process for new sentences, the sentence was appended with the commit typeLD or the offender was an Agreement Exchange. Offenders under this facility's case responsibility are serving 984 sentences for an average of 1.5 sentences per offender.		
Average Age	35				
Race	Count	Percentage			
White	389	60%			
American Indian or Alaskan Native	137	21%			
Black	106	16%			
Asian or Pacific Islander	17	3%			
Unknown	3	1%			



Nutt, D; King, LA; Saulsby, W; Blakemore, C (2007). "Development of a rational scale to assess the harm of drugs of potential misuse". *Lancet* 369 (9566): 1047-53 37



Intoxication/Withdrawal



39

“Speedballing”

“Your livin' harder, yeah,
harder than you know
Tell me, how fast,
Can ya burn?,
And how far can ya go?”


-Zakk Wylde “What You’re
Look’n For”



40

Tx options?

- Residential tx
- Out-pt tx
- MAT tx



41

Tradition is prevention, culture is treatment



42

Canku luta omani



43